

THOMPSON CONFERENCE CENTER OFFICIAL VISITOR

Valid Area: **TCC VISITOR PARKING LOT 40**

Valid Dates: **March 9, 2026 to March 13, 2026**

26DB0028978

(2025-2026 Academic Year)

Permit must be displayed on the dashboard of your vehicle.

Permit is valid only in the area indicated above. Parking in other locations may result in the issuance of a citation.

DO NOT COPY OR ALTER permit in any manner.

-- -- -- -- FOLD HERE DO NOT DISPLAY QR CODE -- -- -- -- DO NOT DISPLAY QR CODE FOLD HERE -- -- -- --



Parking Information for the Thompson Conference Center



Location: Corner of Red River St. and Dean Keeton St.

Traveling on IH-35:

- Take the 32nd St. exit and turn west at the light.
- Travel west one block on 32nd St. to Red River
- Turn left and travel south on Red River to the first light (26th/Dean Keeton).
- Proceed through the intersection and turn right into the first parking lot (Lot 40).

Overflow Parking Options (GARAGE FEES WILL APPLY):

- Manor Road Garage (MAC): 2017 Robert Dedman Drive
South of the TCC and LBJ Library on Robert Dedman, directly across the street from Darrell K Royal – Texas Memorial Stadium
- San Jacinto Garage (SJC): 2401 San Jacinto Boulevard
San Jacinto Garage is between 24th and Dean Keeton (formerly 26th) Streets.

Lost? Call the TCC Receptionist Desk at **512-471-3121** for assistance.



The University of Texas at Austin Thompson Conference Center

Visitor Parking Permit

Enclosed you will find your dashboard parking permit, map to TCC's parking lot (Lot 40) and Parking and Transportations' 'Parking 101'.

Below is important information about TCC's parking lot and avoiding citations while attending an event within our venue.

Please Read:

- TCC's Lot 40 has 241 spaces and parking is on a first come, first serve basis •
 - Permit **does not** guarantee a parking space •
- Permit must be displayed on the dashboard of your vehicle at all times when in Lot 40 •
 - Permit must be printed on white paper •
 - Permit is only valid in Lot 40 on date(s) listed on permit •
 - Parking in other areas may result in the issuance of a citation •
- Not valid in spaces marked "University Vehicle at all times" or "Official Visitor"•
- **DO NOT** park in lots 39 (staff/faculty), 38 (LBJ Library) or 37 (staff/faculty/student) •


PARKING 101

Avoiding the most common citations

Citations written on this campus protect the spaces that faculty, staff, and students have paid to use. The most common citation issued on campus is for parking in a space without the proper permit. To easily avoid citations, pay daily garage fees or purchase a permit and park where your permit allows. Also, read your e-mails and look for signs that announce changes in your parking lot or garage.

Citations and Appeals

You can make citation payments online at www.utexas.edu/parking. Just remember that payment is due within 12 calendar days of the citation date. Citations not paid or appealed after 12 calendar days are invoiced to the permit holder; or, if no permit is displayed, the fees are invoiced to the registered vehicle owner. Citations not resolved within 42 days of being issued incur a \$25 late fee and may be forwarded to a collection agency with additional fees added.



Parking within the lines

Your car should be entirely within the lines that define your space. If you are parked over the line, you may receive a citation. In some parking garages, a double line is used between spaces to help prevent door dings. Each space is defined by the interior lines, creating a buffer between vehicles.

Loading and Unloading

If you need quick access to buildings around campus to load or unload something, there are a few options.

- **Loading Zones:** You can park in any Loading Zone (LZ) space throughout campus for up to 30 minutes with your emergency lights flashing.
- **Meters:** You can park at meters, which are located throughout campus with time limited to 45 minutes during the day at a rate of \$3.
- **Garages:** There are nine garages throughout campus, all of which provide up to 30 minutes of parking at no charge.

Boots

A boot may be placed on a vehicle when an owner has four or more outstanding citations or one citation more than 120 days past due. All outstanding citations plus a \$100 boot fee must be paid in full before the boot is removed. Don't try to remove boots yourself. It will lead to additional costs and possible prosecution.



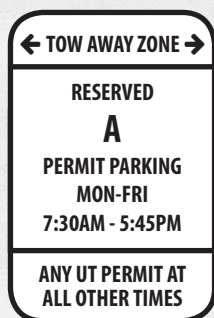
Theft Prevention

According to UTPD, property theft is the most common crime on campus. As the university is not responsible for any loss, theft, or damage to vehicles on campus, crime prevention is key. Do not leave your belongings in view when you park your car and be sure to roll up all windows and lock all doors.

PARKING 101


Reading the Signs

One of the most important factors for successfully parking at UT is reading and understanding the signs. Most signs indicate the permit that is required to park in all the spaces to which the sign applies as well as the times these restrictions apply. To avoid littering the campus with thousands of parking signs, **most spaces on campus do not have a sign for that specific space.** Typically, signs indicate an area or zone for which the restrictions of that sign apply. The areas may be denoted by signs posted at lot entrances, which means the restrictions on the sign apply to all unsigned spaces in the lot. Another area indicator are the signs you may see on ramps and different levels of a parking garage, specifying which floors resident student ("R") permit holders may park. Finally, the most common signs have arrows pointing to the areas for which the sign restrictions apply.



Auto Assistance

The Longhorn Auto Assistance Program (LAAP) is a FREE service offered by PTS to anyone parked on campus. If you lock your keys in your car or your car battery dies, call UTPD at **(512) 471-4441** to have the LAAP vehicle render assistance 24/7.



Backing into Spaces

When parking in angled spaces, you should not back into them if it puts your car in a direction facing opposite to the flow of traffic in the nearest lane.

Yellow and Red Curbs

Yellow and red curbs can be seen throughout campus. If a space or area is marked by a yellow or red curb and it does not have a sign on it indicating that you can park there (such as those that list your permit type or have LZ – loading zone), then you should **not** park there.

Web: www.utexas.edu/parking
Phone: 471-PARK | Email: parking@www.utexas.edu



Parking and
Transportation Services